

**FIGURE 1. EDO ATTACHMENT GEAR**  
 FOR  
 EDO 089-2000 FLOATS ON BELLANCA SCOUT (8GCBC)  
 089-33 (WITH AFT FUS GUSSETS) & 089-34 (W/O AFT FUS GUSSETS)

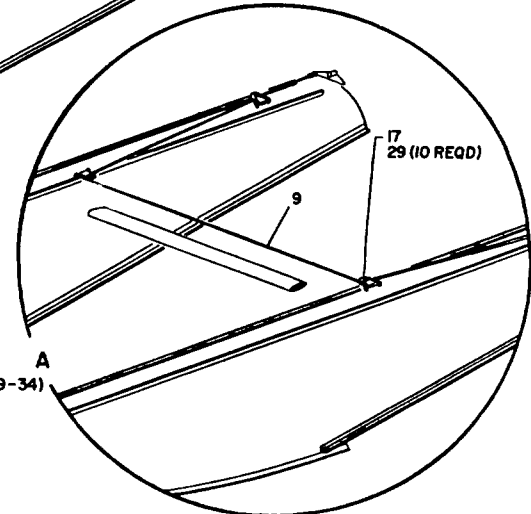
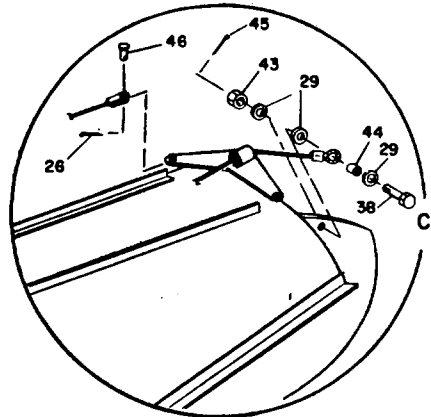
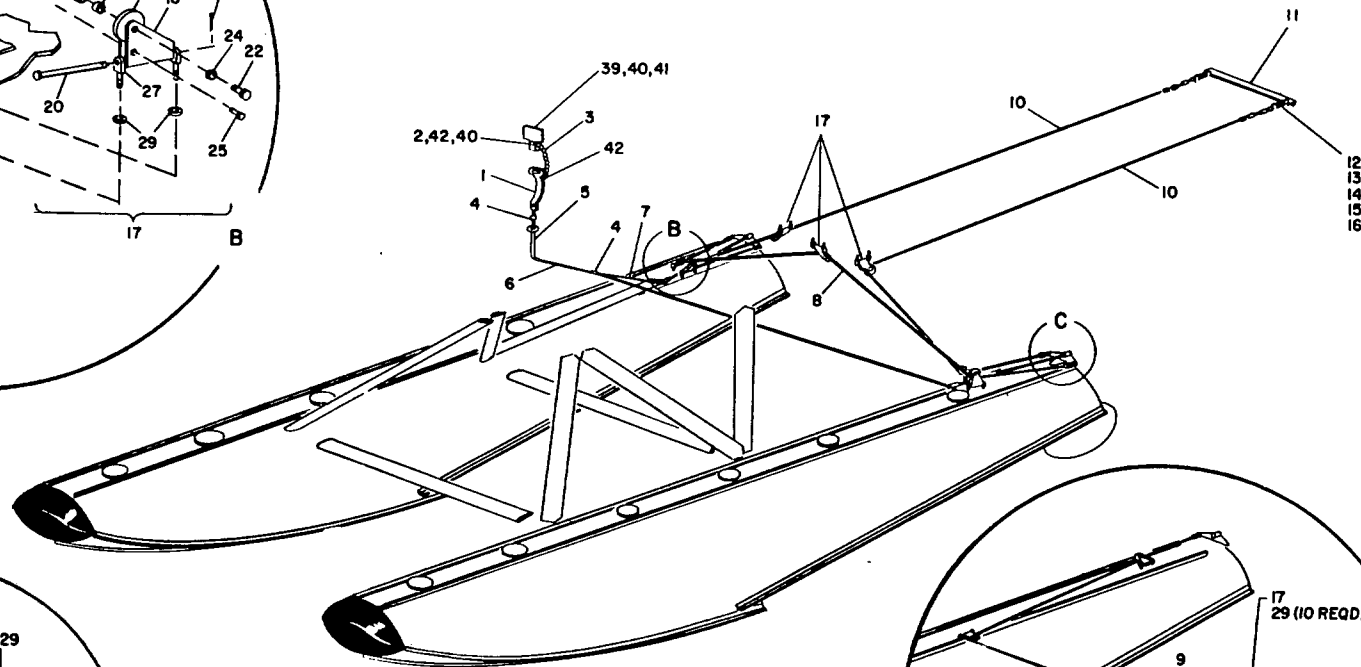
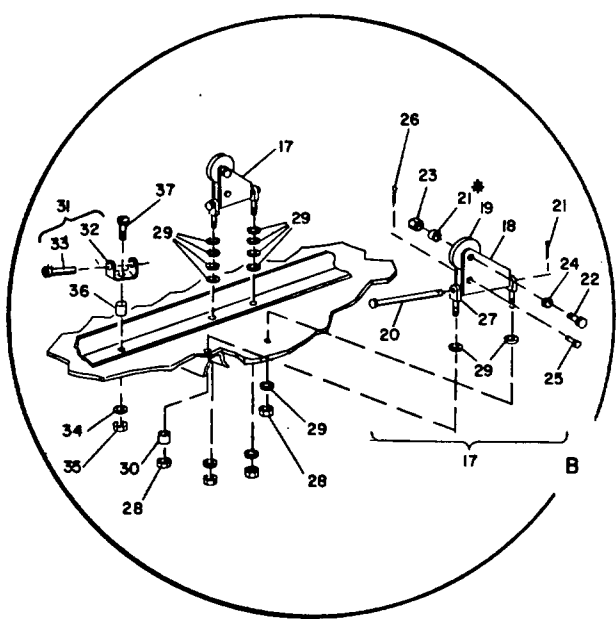
TABLE 1 089-33 (WITH GUSSETS) & 089-34 ( W/O GUSSETS) INSTL'S  
FOR BELLANCA SCOUT (8GCBC) ON 89-2000 FLOATS

REF NO.	PART NUMBER	PART NAME	REF NO.	PART NUMBER	PART NAME
1	089-3302-1	STRUT-FWD L.H.	39	AN365-624A	NUT
2	089-3302-2	STRUT-FWD R.H.	40	AN6-42A	BOLT
3	089-3303	STRUT-DIAG	41	AN960PD416	WASHER
4	089-3304	STRUT-AFT (089-33 INSTL)	42	AN4-16A	BOLT
5	62651	STRUT-AFT (089-34 INSTL)	43	AN365-428A	NUT
6	89-C-703	SPREADER ASSY FWD/AFT	44	AN5-11A	BOLT
7	89-C-703-1	TUBE-SPREADER	45	AN4-5A	BOLT
8	89-C-704	FITTING-SPREADER END	46	AN5-22A	BOLT
9	88-C-705	PLATE-SPREADER END	47	AN960-516	WASHER
10	88-C-708-3.8-42	WIREPULL-SPREADER SIDE	48	AN6-24A	BOLT
11	88-C-710	SPACER	49	AN960PD616	WASHER
12	88-C-706	EYEBOLT	50	AN6-26A	BOLT
13	3392-5400	CROSSWIRE ASSY-FWD	51	AN6DD24A	BOLT
14	3392-4700	CROSSWIRE ASSY-AFT	52	AN315D6R	NUT
15	089-3310-1	FWD FUS ATTACH FITTING L.H.	53	AN6-21A	BOLT
16	089-3310-2	FWD FUS ATTACH FITTING R.H.			
17	3100-20	EYEBOLT (FWD FUS WIREPULL)			
18	089-3314-1	AFT FUS FITTING L.H. (089-33 INSTL)			
19	089-3314-2	AFT FUS FITTING R.H. (089-33 INSTL)			
20	62634-1	AFT FUS FITTING (089-34 INSTL)			
21	089-3315	AFT FUS FITTING, SWIVEL (089-33 INSTL)			
22	62635-1	AFT FUS WIREPULL L.H. (089-34 INSTL)			
23	62635-2	AFT FUS WIREPULL R.H. (089-34 INSTL)			
24	62636	CLAMP (089-34 INSTL)			
25	62639	STRAP (089-34 INSTL)			
26	62628	FWD FLOAT FITTING			
27	88-C-708-3.4-26	FWD FLOAT WIREPULL			
28	62629-1	DIAG FLOAT FITTING			
29	62630-1	AFT FLT FITTING R.H.			
30	62630-2	AFT FLT FITTING L.H.			
31	92-S-200-9	CROSSWIRE ASSY-SPREADER			
32	88-C-708-2.5-26	AFT FLT WIREPULL			
33	AN960PD516	WASHER			
34	AN365-524A	NUT			
35	AN25-26A	BOLT			
36	AN364-524A	NUT			
37	AN6-34A	BOLT			
38	AN960PD616	WASHER			

ALL PART NOS. LISTED ARE TYPICAL FOR BOTH INST'LS EXCEPT WHERE NOTED.

REL. 12/12/74 *RC*

\* TORRINGTON BEARING B-34 SHALL BE INSTALLED IN ALL WATER RUDDER CONTROL PULLEYS (P/N 0915). REMOVE PRESENT BUSHINGS, REAM PULLEY TO .343 AND INSTALL B-34. BEARINGS TO BE LUBRICATED AFTER EACH FLIGHT.



WATER RUDDER INSTALLATION IS TYPICAL FOR BOTH 089-33 & 089-34 INSTL'S EXCEPT FOR INTERFLOAT CABLE, SEE DETAIL "A"

(089-34)

FIGURE 2. EDO WATER RUDDER CONTROLS FOR EDO 089-000 FLOATS ON BELLANCA SCOUT (8GCBC) 089-33 (WITH AFT FUS GUSSETS) & 089-34 (W/O AFT FUS GUSSETS)

REV. 12/20/74

TABLE 2. EDO WATER RUDDER CONTROLS ON BELLANCA SCOUT (8GCBC)  
089-33 (WITH GUSSETS) 089-34 (W/O GUSSETS)

REF NO.	PART NUMBER	PART NAME	REF NO.	PART NUMBER	PART NAME
1	0367-1	Handle	44	88-W-070-1	Spacer
2	47954	Hook Assy	45	AN381-2-12	Cotter Pin
3	#8	Galvanized Chain 8" LG	46	AN393-9	Pin Flat Hd
4	28-2-G	Nicopress			
5	62753	Fairlead Tube Assy			
6	3340-200.0-3355	Cable Assy (Retract)			
7	3340-125.0-3355	Cable Assy (Retract)			
8	3343-150.0-3353	Cable Assy (Interfloat)			
9	3343-228.0-3353	089-33 Cable Assy (Interfloat)			
10	3343-162.0-3351	089-34 Cable Assy (Control)			
11	32682	Extension-Rudder Horn			
12	D-376	Spring			
13	MS20115-4	Cable Shackle			
14	MS20392-2C11	Pin			
15	MS24665-132	Cotter Pin			
16	AN960PD10L	Washer			
17	60-W-911	Pulley Brkt Assy			
18	0209	Pulley Bracket			
19	0915	Pulley Assy			
20	AN394-73	Pin Flat Hd			
21	B-34	Bearing			
22	AN3-7A	Bolt			
23	AN365-1032	Nut			
24	AN960PD10	Washer			
25	AN393-15	Pin Flat Hd			
26	AN381-2-6	Cotter Pin			
27	00-W-850	Bolt			
28	AN365-428A	Nut			
29	AN960PD-416	Washer			
30	92-WS-506-1	Spacer-Pulley Bracket (Inside Flt Stiffener)			
31	68-W-654	Fairlead Assy			
32	68-W-654-1	Bracket			
33	0494	Fairlead			
34	AN960PD10	Washer			
35	AN365-1032	Nut			
36	2712	Spacer			
37	AN526-1032-18	Screw			
38	AN4-7	Bolt			
39	AN526-632-8	Screw			
40	AN960PD6	Washer			
41	AN365-632	Nut			
42	AN504-6-8	Screw			
43	AN310-4	Nut			

REL. 12/20/74 *FE*